

## NIDA PANORAMA RANGE

### NIDA PANORAMA APEX

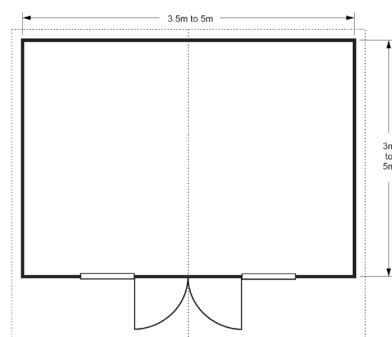
#### Model information:

Wall thickness	Roof overhang	Eaves height	Ridge height
45mm or 60mm logs	F = 80cm, B/L/R = 20cm	Size specific	Size specific



#### Optional accessories:

Bitumen Shingle Packs



### NIDA PANORAMA MODERN

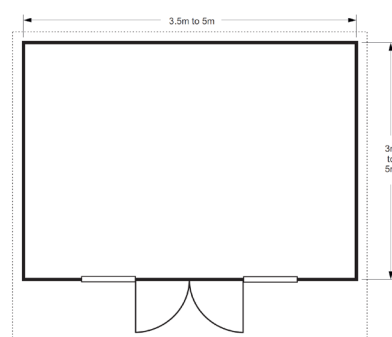
#### Model information:

Wall thickness	Roof overhang	Eaves height	Ridge height
45mm or 60mm logs	F = 80cm, B/L/R = 20cm	2.08m	Size specific



#### Optional accessories:

EPDM Rubber Roofing kit



LOGSPAN

## DOUBLE GLAZED LOG CABINS



### INCLUDED AS STANDARD

- 60mm x 40mm Base Frame
- 20mm Floor Boards
- 20mm Roof Boards
- Door Handles & Locks
- Window Handles (where appropriate)

### GENERAL OPTIONS

- Base Build Service
- Build Service
- Floor Insulation
- Roof Insulation
- Lights and Sockets
- Terrace
- Bespoke Sizing
- Larger Base Frame 140mm

As well as having premium double glazed windows these log cabins give you peace of mind as they can be used all year round coming with a minimum log thickness of 45mm. A Popular choice for a home office, gym, bar, or extra bedroom.


All double glazed opening windows feature a high quality, straightforward tilt and turn opening system.

Some Cabin images may show additional optional extras.

### TORNIO

#### Model information:


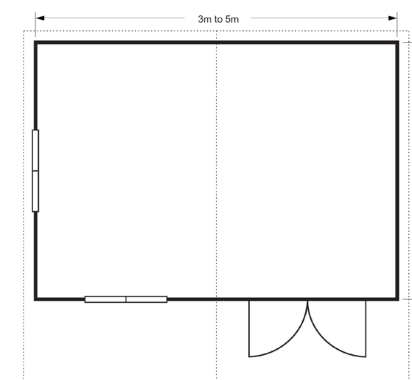
Wall thickness	Roof overhang	Eaves height	Ridge height
45mm or 60mm logs	F = 100cm, B = 20cm, L/R = 30cm	2.08m	Size specific



#### Optional accessories:

Bitumen Shingle Packs

Terrace



### GET IN TOUCH

✉ [info@logspan.com](mailto:info@logspan.com)  
 ☎ 01389 734 572  
 📍 Milton Brae Road, Milton, Dumbarton, Glasgow, G82 2TX

LOGSPAN

In partnership with:



For more information visit:



WWW.LOGSPAN.COM

Email: [info@logspan.com](mailto:info@logspan.com) | Phone: 01389 734 572 | Address: Milton Brae Road, Milton, Dumbarton, Glasgow, G82 2TX



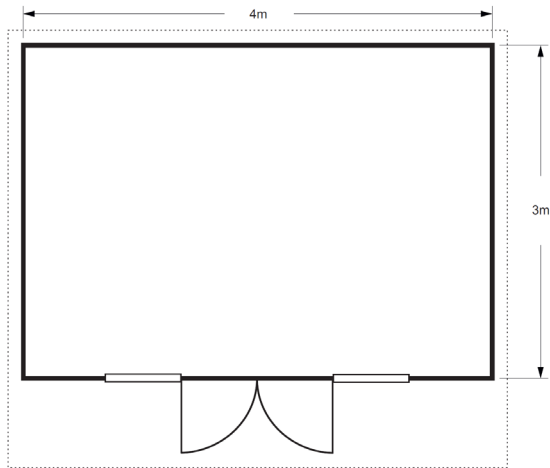


MILAN

Model information:			
Wall thickness	Roof overhang	Eaves height	Ridge height
45mm logs	F = 80cm, B/L/R = 20cm	2.16m	2.4m



Optional accessories:
EPDM Rubber Roofing kit

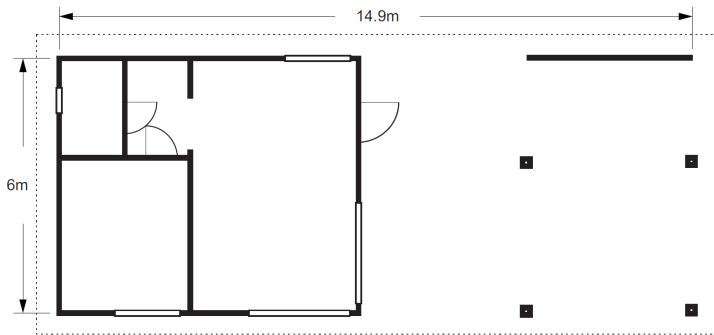


VERTICAL

Model information:			
Wall thickness	Roof overhang	Eaves height	Ridge height
45mm or 60mm logs	All Around = 50cm	2.21m	3.07



Optional accessories:
EPDM Rubber Roofing kit

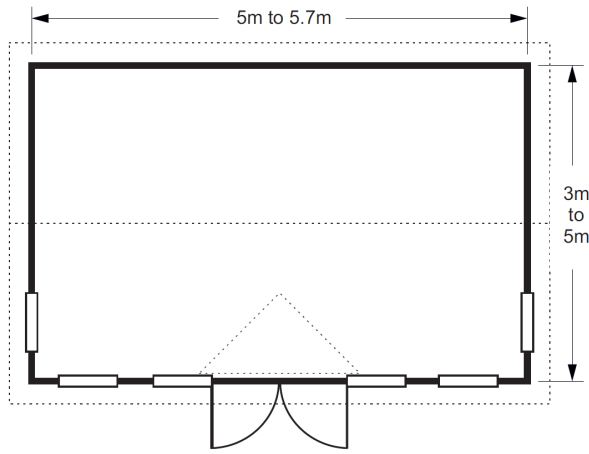


CLOCKHOUSE

Model information:			
Wall thickness	Roof overhang	Eaves height	Ridge height
45mm, 60mm or 95mm logs	F/B = 30cm, L/R = 50cm	2.21m	Size specific




Optional accessories:
Bitumen Shingle Packs



CORNER

Model information:			
Wall thickness	Roof overhang	Eaves height	Ridge height
45mm logs	F = 120cm, B/L/R = 20cm	2.14m	Size Specific



Optional accessories:
Bitumen Shingle Packs

